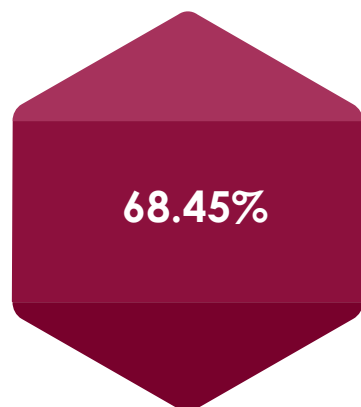
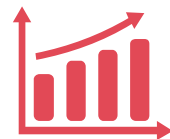


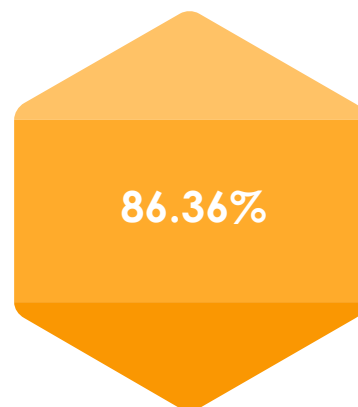
EJECUCIÓN DE INGRESOS

PRESUP. VIG. S/. 105,317,905
EJEC. S/. 72,086,627.42



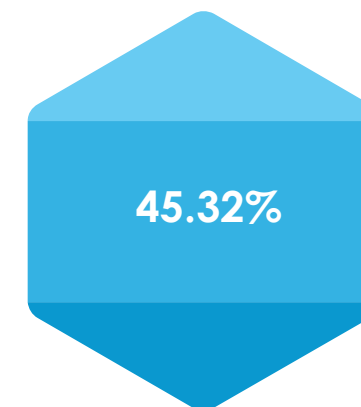
AUTONOMÍA FINANCIERA

EJEC. INGR S/. 72,086,627.42
EJEC. REC.PROP S/. 62,254,418.54



GASTO SOCIAL

PRESUP. VIG. S/. 21,413,372
EJEC. S/. 9,705,049.41



EFICIENCIA DEL GASTO

PRESUP. VIG. S/. 109,800,736
EJEC. S/. 55,125,412.03



RECAUDACIÓN LOCAL PERCAPITA

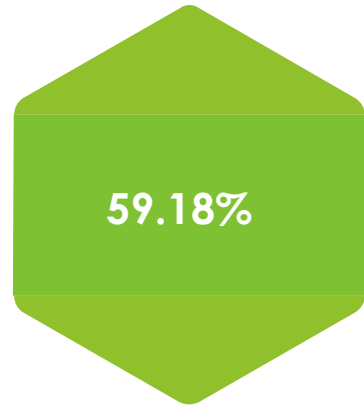
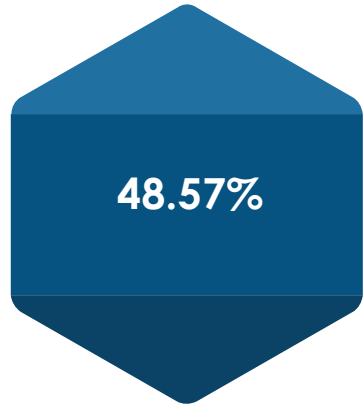
EJEC. REC.PROP S/. 62,254,418.54
POBLACION 188,619 HAB





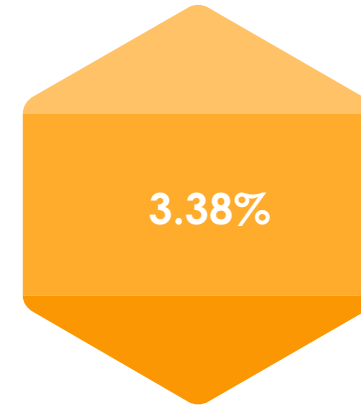
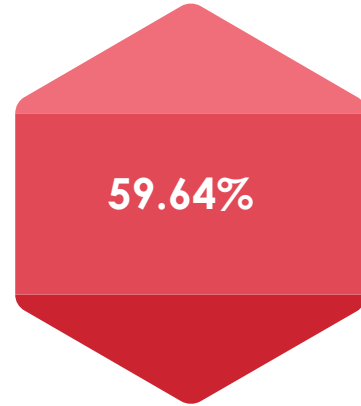
**GASTOS SERVICIOS PÚBLICOS
PARQUES Y JARDINES**

PRESUP. VIG. S/. 4,612,060
EJEC. S/. 2,729,372.96



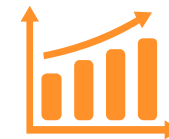
**INCIDENCIA DEL GASTO
EN INVERSIONES RESPECTO AL PIM**

PRESUP. VIG. S/. 109,800,736
EJEC. S/. 3,711,970.01



**GASTOS SERVICIOS PÚBLICOS
LIMPIEZA PÚBLICA**

PRESUP. VIG. S/. 17,620,467
EJEC. S/. 10,508,304.56



**INCIDENCIA DEL
GASTO EN INVERSIÓN**

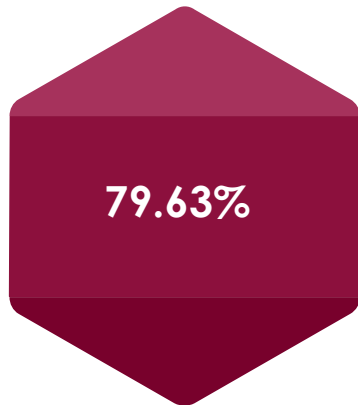
PRESUP. VIG. S/. 11,178,212
EJEC. S/. 3,711,970.01

**GASTOS SERVICIOS PÚBLICOS
SEGURIDAD CIUDADANA**

PRESUP. VIG. S/. 9,007,930
EJEC. S/. 4,375,595.65

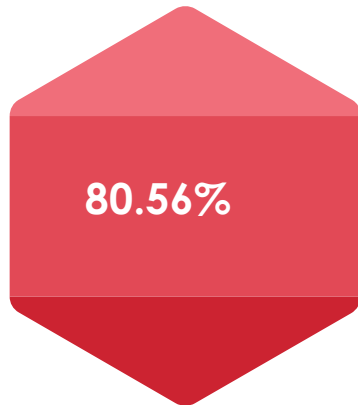
EJECUCIÓN DE GASTOS COVID19

PRESU. VIG. S/. 327,228
EJEC. GAST S/. 260,587.67



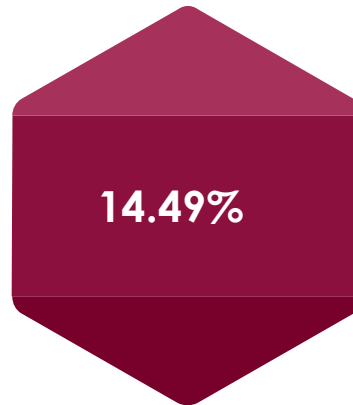
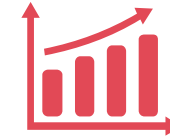
EJECUCIÓN RED AMACHAY

PRESUP. VIG S/. 53,537
EJEC. S/. 43,129.94



CONTINUIDAD DE INVERSIONES

PRESUP. VIG. S/. 2,820,095
EJEC. S/. 408,771.98



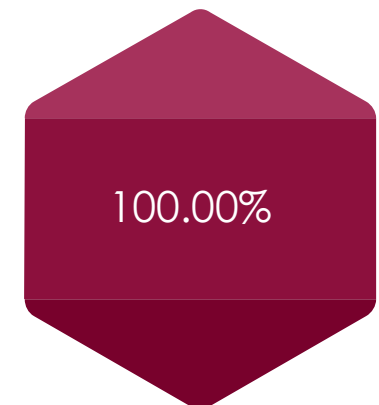
AMPLIACIÓN PCA

PRESUP. VIG. S/. 47,195
EJEC. S/. 23,597.42




BONO REI

PRESUP. VIG. S/. 430,050
EJEC. S/. 32,996



EJECUCIÓN DE TRABAJO PERU

PRESU. VIG. S/. 160,126
EJEC. GAST S/. 0.00



BONO REI ADICIONAL

PRESUP. VIG S/. 66,361
EJEC. S/. 0.00